

Algorithms

Produced
by

Eamonn de Leastar (edelestar@wit.ie)



Waterford Institute of Technology
INSTITIÚID TEICNEOLAÍOCHTA PHORT LÁIRGE



Collections

Overview

⊕ Collections Architecture

- ⊕ Definition
- ⊕ Architecture

⊕ Interfaces

- ⊕ Collection
- ⊕ List
- ⊕ Set
- ⊕ Map
- ⊕ Iterator

⊕ Implementations

- ⊕ ArrayList
- ⊕ HashMap
- ⊕ HashSet

⊕ Java 5 Generic Collections

- ⊕ Untyped vs Typed syntax
- ⊕ For-each loop

Overview

⊕ Collections Architecture

- ⊕ Definition
- ⊕ Architecture

⊕ Interfaces

- ⊕ Collection
- ⊕ List
- ⊕ Set
- ⊕ Map
- ⊕ Iterator

⊕ Implementations

- ⊕ ArrayList
- ⊕ HashMap
- ⊕ HashSet

⊕ Java 5 Generic Collections

- ⊕ Untyped vs Typed syntax
- ⊕ For-each loop

What are Collections?

- ⊕ Collections are Java objects used to store, retrieve, and manipulate other Java objects
 - ⊕ Any Java object may be part of a collection, so collection can contain other collections
- ⊕ Collections do not store primitives
- ⊕ Java collection architecture includes:
 - ⊕ Interfaces - abstract data types representing collections
 - ⊕ Implementation - concrete implementation of collection interfaces
 - ⊕ Algorithms - methods for manipulating collection objects

Collection Architecture

⊕ Collection framework benefits include:

⊕ Reusability

⊕ Uniformity

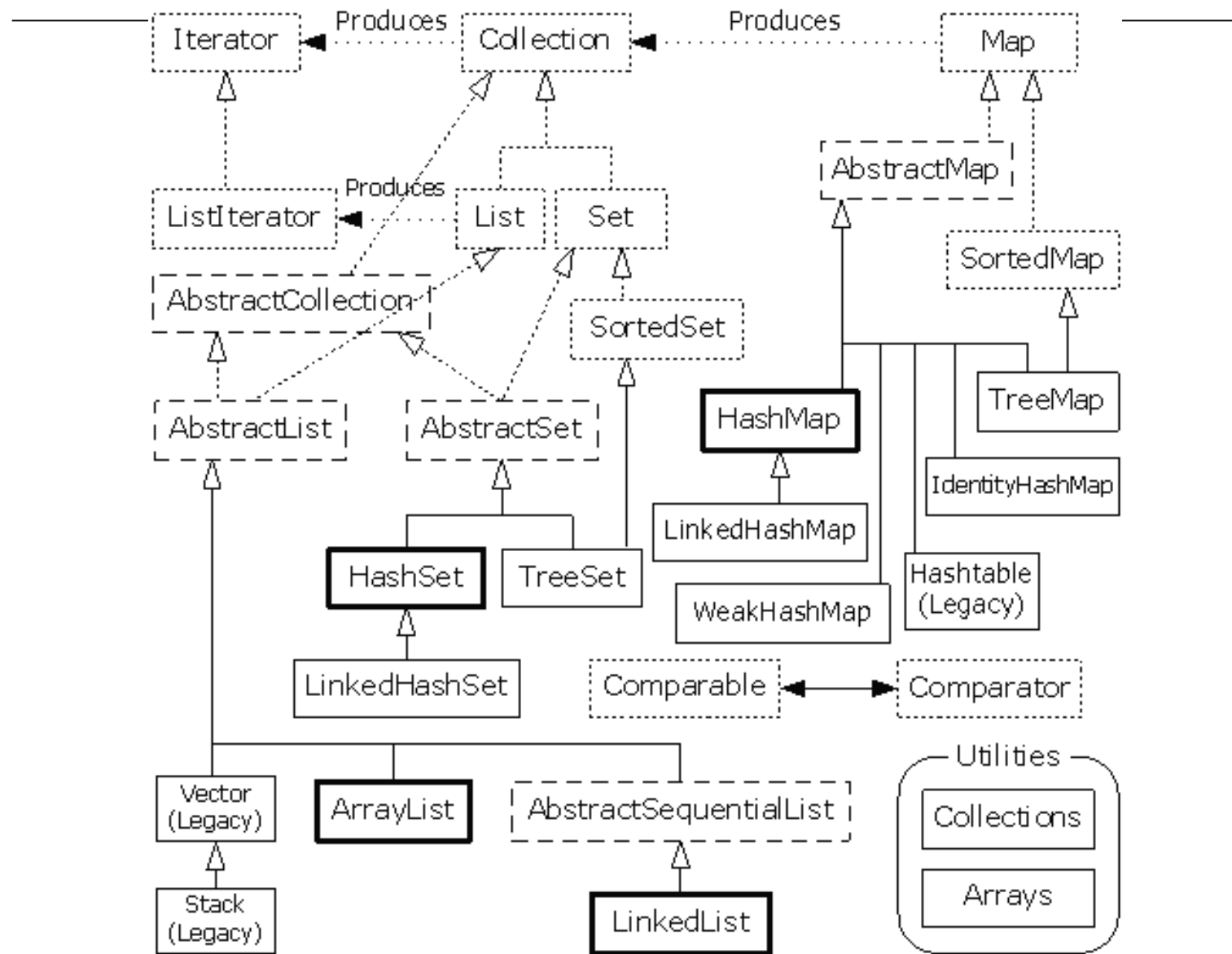
⊕ Faster development

⊕ Higher quality

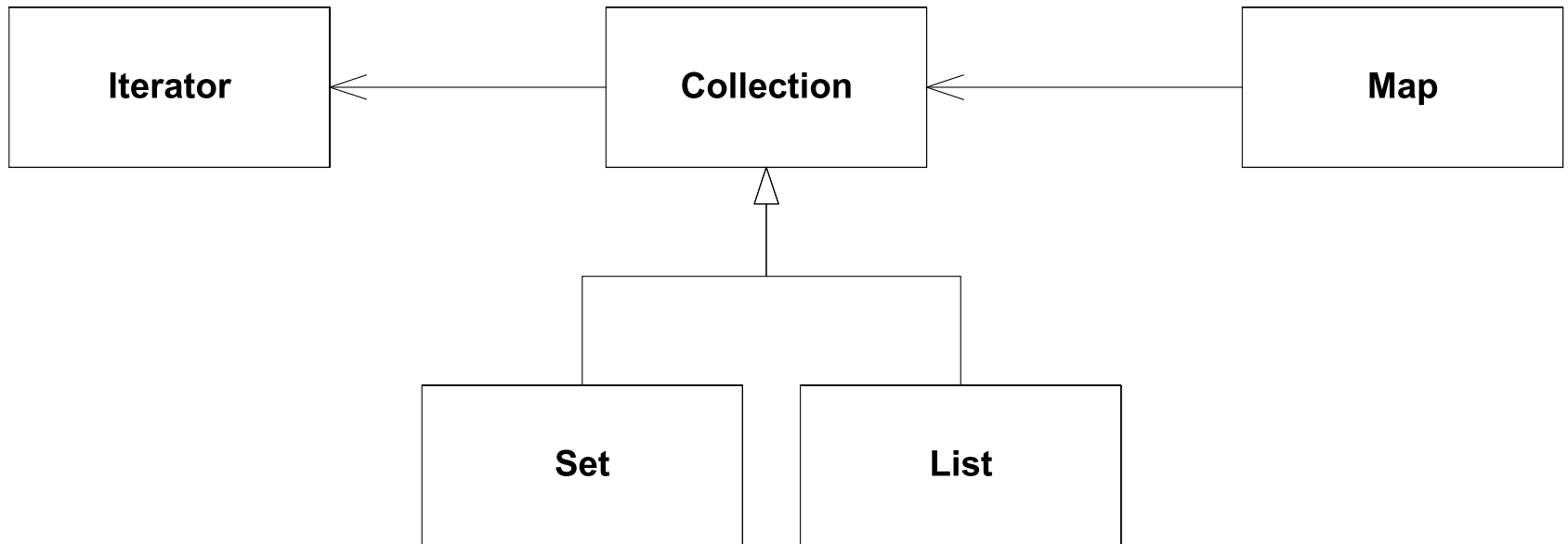
⊕ Interoperability

⊕ Less programming

Collection Architecture



Interfaces



- Collection “uses” Iterator
- Map “uses” Collection
- Set extends Collection (subtyping)
- List extends Collection (subtyping)

Interfaces

⊕ Collections Architecture

- ⊕ Definition

- ⊕ Architecture

⊕ Interfaces

- ⊕ Collection

- ⊕ List

- ⊕ Set

- ⊕ Map

- ⊕ Iterator

⊕ Implementations

- ⊕ ArrayList

- ⊕ HashMap

- ⊕ HashSet

⊕ Java 5 Generic Collections

- ⊕ Untyped vs Typed syntax

- ⊕ For-each loop

Collection Interface

- ⊕ Collection represents a group of objects
 - ⊕ These collection objects are known as collection elements
- ⊕ There is no direct implementation of this interface in JDK
 - ⊕ Concrete implementations are provided for subtypes
- ⊕ Collections in general can allow duplicate elements, and can be ordered
 - ⊕ Unordered collections that allow duplicate elements should implement directly Collection interface

Adding Elements

- ⊕ In general two methods are defined for adding elements to the collection:

```
interface Collection
{
    //...
    /**
     * Adds element to the receiver.
     * Returns true if operation is successful, otherwise return s false.
     */
    boolean add(Object element);

    /**
     * Adds each element from collection c to the receiver.
     * Returns true if operation is successful, otherwise returns false.
     */
    boolean addAll(Collection c);
}
```

Removing Elements

- ⊕ Similarly to adding protocol, there are two methods are defined for removing elements from the collection:

```
interface Collection
{
    //...
    /**
     * Removes element from the receiver.
     * Returns true if operation is successful, otherwise returns false.
     */
    boolean remove(Object element);

    /**
     * Removes each element contained in collection c from the receiver.
     * Returns true if operation is successful, otherwise returns false.
     */
    boolean removeAll(Collection c);
}
```

Other Collection Methods

⊕ Includes methods for:

- ⊕ Checking how many elements are in the collection
- ⊕ Checking if an element is in the collection
- ⊕ Iterating through collection

```
boolean contains(Object element);  
boolean containsAll(Collection c);  
int size();  
boolean isEmpty();  
void clear();  
boolean retainAll(Collection c);  
Iterator iterator;
```

Iterator Interface

⊕ Defines a protocol for iterating through a collection:

```
public interface Iterator
{
    /**
     * Returns whether or not the underlying collection has next
     * element for iterating.
     */
    boolean hasNext();

    /**
     * Returns next element from the underlying collection.
     */
    Object next();

    /**
     * Removes from the underlying collection the last element returned by next.
     */
    void remove();
}
```

Set Interface

- ⊕ Set is a collection that does not contain duplicate elements
 - ⊕ This is supported by additional behavior in constructors and `add()`, `hashCode()`, and `equals()` methods
 - ⊕ All constructors in a set must create a set that does not contain duplicate elements
- ⊕ It is not permitted for a set to contain itself as an element
- ⊕ If set element changes, and that affects `equals` comparisons, the behavior of a set is not specified

List Interface

- ⊕ List represents an ordered collection
 - ⊕ Also known as sequence
- ⊕ Lists may contain duplicate elements
- ⊕ Lists extend behavior of collections with operations for:
 - ⊕ Positional Access
 - ⊕ Search
 - ⊕ List Iteration
 - ⊕ Range-view

Map Interface

- ⊕ Map is an object that maps keys to values
 - ⊕ Keys must be unique, i.e. map cannot contain duplicate keys
 - ⊕ Each key in the map can map to most one value, i.e. one key cannot have multiple values
- ⊕ Map interface defines protocols for manipulating keys and values

Collections

⊕ Collections Architecture

- ⊕ Definition
- ⊕ Architecture

⊕ Interfaces

- ⊕ Collection
- ⊕ List
- ⊕ Set
- ⊕ Map
- ⊕ Iterator

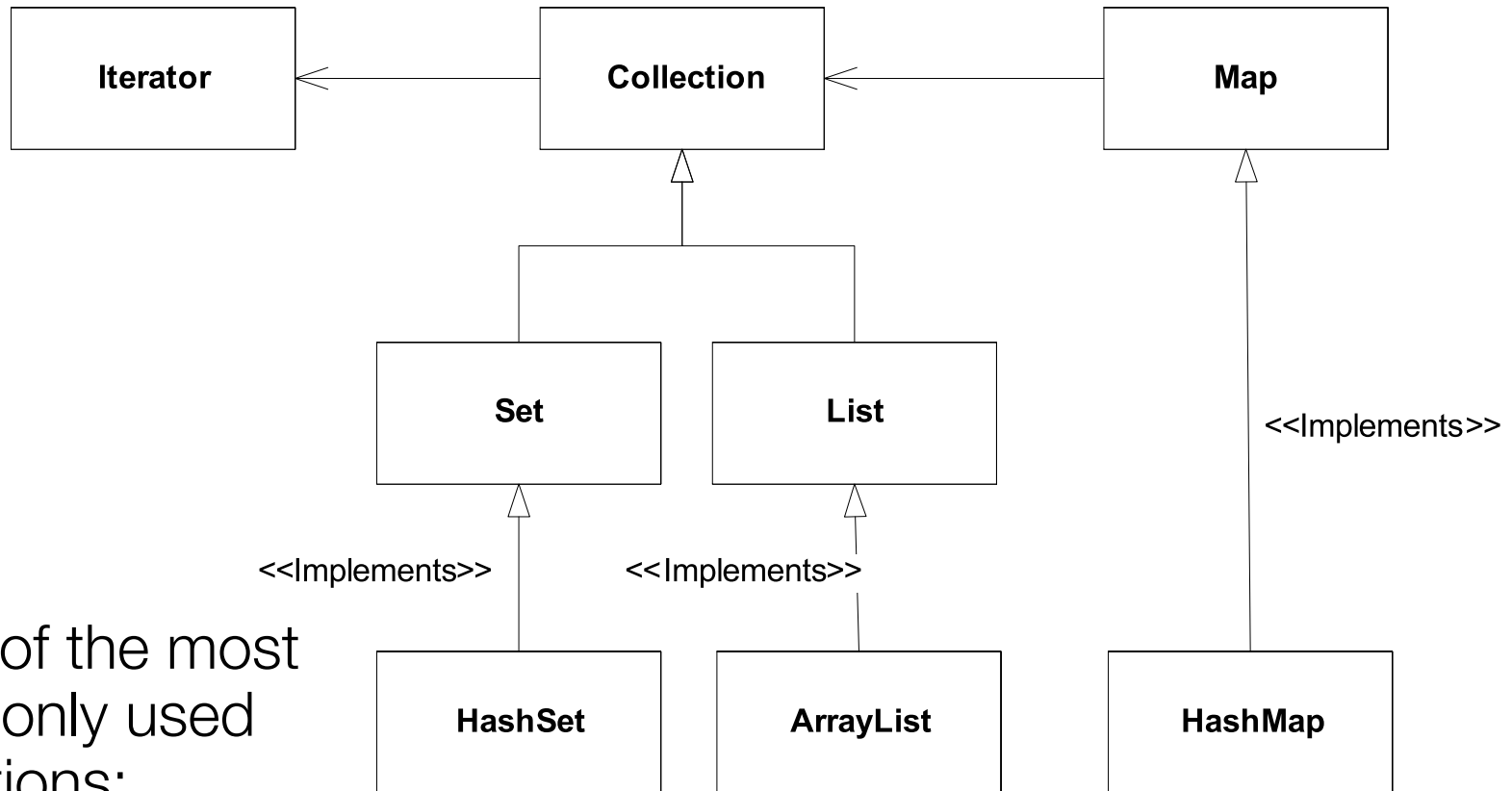
⊕ Implementations

- ⊕ ArrayList
- ⊕ HashMap
- ⊕ HashSet

⊕ Java 5 Generic Collections

- ⊕ Untyped vs Typed syntax
- ⊕ For-each loop

Most Commonly Used Collections



⊕ Three of the most commonly used collections:

- ⊕ HashSet
- ⊕ ArrayList
- ⊕ HashMap

ArrayList

- ⊕ Represents resizable-array implementation of the List interface
 - ⊕ Permits all elements including null
- ⊕ It is generally the best performing List interface implementation
- ⊕ Instances of this class have a capacity
 - ⊕ It is size of the array used to store the elements in the list, and it's always at least as large as the list size
 - ⊕ It grows as elements are added to the list

ArrayList Examples

```
//declare list
ArrayList list = new ArrayList();

//add elements to the list
list.add("First element");
list.add("Second element");


//get the list size
int listSize = list.size();

//print the list size and the first element
System.out.println(listSize);
System.out.println(list.get(0));

//add first element in the list
list.add(0, "Added element");


//get the list iterator
Iterator iterator = list.iterator();
while (iterator.hasNext())
{
    String element = (String)iterator.next();
    System.out.println(element);
}
```

Console



```
2
First element
```

Console



```
Added element
First element
Second element
```

HashMap

- ⊕ Collection that contains pair of objects
 - ⊕ Values are stored at keys
- ⊕ It is a hash table based implementation of the Map interface
 - ⊕ Permits null values and null keys
 - ⊕ The order of the map is not guaranteed
- ⊕ Two parameters affect performance of a hash map:
 - ⊕ Initial capacity, indicates capacity at the map creation time
 - ⊕ Load factor, indicates how full the map should be before increasing its size
 - ⊕ 0.75 is the default

HashMap Example

```
//create a number dictionary
HashMap numberDictionary = new HashMap();
numberDictionary.put("1", "One");
numberDictionary.put("2", "Two");
numberDictionary.put("3", "Three");
numberDictionary.put("4", "Four");
numberDictionary.put("5", "Five");

//get an iterator of all the keys
Iterator keys = numberDictionary.keySet().iterator();
while (keys.hasNext())
{
    String key = (String)keys.next();
    String value = (String)numberDictionary.get(key);
    System.out.println("Number: " + key + ", word: " + value);
}
```



```
Number: 5, word: Five
Number: 4, word: Four
Number: 3, word: Three
Number: 2, word: Two
Number: 1, word: One
```

Console

HashSet

- ⊕ Concrete implementation of the Set interface
 - ⊕ Backed up by an instance of HashMap
 - ⊕ Order is not guaranteed
- ⊕ Performance of the set is affected by size of the set and capacity of the map
 - ⊕ It is important not to set the initial capacity too high, or the load factor too low if performance of iteration is important
- ⊕ Elements in the set cannot be duplicated

HashSet Example

```
//create new set
HashSet set = new HashSet();

//add elements to the set
set.add("One");
set.add("Two");
set.add("Three");

//elements cannot be duplicated in the set
set.add("One");

//print the set
System.out.println(set);
```



Console

[One, Three, Two]

Collections

⊕ Collections Architecture

- ⊕ Definition
- ⊕ Architecture

⊕ Interfaces

- ⊕ Collection
- ⊕ List
- ⊕ Set
- ⊕ Map
- ⊕ Iterator

⊕ Implementations

- ⊕ ArrayList
- ⊕ HashMap
- ⊕ HashSet


⊕ Java 5 Generic Collections

- ⊕ Untyped vs Typed syntax
- ⊕ For-each loop

Java 5 Generic Collection

- ⊕ Collections use polymorphism to store objects of any type.
- ⊕ A drawback is type loss on retrieval.
- ⊕ HashMap stores key/value pairs as java Objects.
- ⊕ get() method returns a matching Object for the given key.
- ⊕ The key/values in this code are actually Strings
- ⊕ The return value must be type cast back to a String in order to accurately recover the stored object.

```
HashMap numberDictionary = new HashMap();  
  
numberDictionary.put("1", "One");  
numberDictionary.put("2", "Two");  
  
Object value = numberDictionary.get("1");  
String strValue = (String) value;
```



Untyped = Unsafe

- ⊕ Type casting is undesirable (due to possibility of run time errors).
- ⊕ Therefore, use of untyped (pre-Java 5) collections is considered 'unsafe'.
- ⊕ Typed collections avoid type loss.
- ⊕ Runtime checks are simplified because the type is known.

Revised syntax

- ⊕ The type of object to be stored is indicated on declaration:

```
private ArrayList<String> notes;
```

- ⊕ ... and on creation:

```
notes =  
    new ArrayList<String>();
```

- ⊕ Collection types are parameterized.

Using a typed collection

```
ArrayList list = new ArrayList();
```

```
list.add("First element");  
list.add("Second element");
```

untyped / unsafe

```
String first = (String)list.get(0);  
String second = (String)list.get(1);
```

```
ArrayList<String> list = new ArrayList<String>();
```

```
list.add("First element");  
list.add("Second element");
```

```
String first = list.get(0);  
String second = list.get(1);
```

typed / safe

Using a Typed Iteration

```
ArrayList list = new ArrayList();

Iterator iterator = list.iterator();
while (iterator.hasNext())
{
    String element = (String)iterator.next();
    System.out.println(element);
}
```

untyped / unsafe

```
ArrayList<String> list = new ArrayList<String>();

Iterator<String> iterator = list.iterator();
while (iterator.hasNext())
{
    String element = iterator.next();
    System.out.println(element);
}
```

typed / safe

Typed HashMaps

- ⊕ HashMaps operate with (key,value) pairs.
- ⊕ A typed HashMap required two type parameters:

```
private HashMap<String, String> responses;  
...  
responses = new HashMap<String, String> ();
```


HashMaps

```
HashMap numberDictionary = new HashMap();
```

```
numberDictionary.put("1", "One");
```

```
numberDictionary.put("2", "Two");
```

untyped / unsafe

```
Object value = numberDictionary.get("1");
```

```
String strValue = (String) value;
```

```
HashMap<String,String> numberDictionary =  
    new HashMap<String,String>();
```

```
numberDictionary.put("1", "One");
```

```
numberDictionary.put("2", "Two");
```

typed / safe

```
String value = numberDictionary.get("1");
```

For-each Loop

- ⊕ Iteration over collections is a common operation.
- ⊕ If a collections provides an Iterator, Enhanced for loop simplifies code

```
ArrayList<String> list = new ArrayList<String>();  
//...  
Iterator <String> iterator = list.iterator();  
while (iterator.hasNext())  
{  
    String element = iterator.next();  
    System.out.println(element);  
}
```

Standard while loop

```
ArrayList<String> list = new ArrayList<String>();  
//...  
for (String element : list)  
{  
    System.out.println(element);  
}
```

For-each loop

Review

⊕ Collections Architecture

- ⊕ Definition
- ⊕ Architecture

⊕ Interfaces

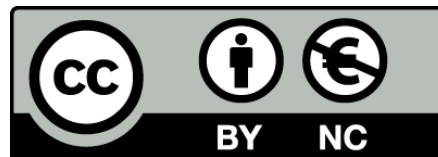
- ⊕ Collection
- ⊕ List
- ⊕ Set
- ⊕ Map
- ⊕ Iterator

⊕ Implementations

- ⊕ ArrayList
- ⊕ HashMap
- ⊕ HashSet

⊕ Java 5 Generic Collections

- ⊕ Untyped vs Typed syntax
- ⊕ For-each loop



Except where otherwise noted, this content is licensed under a Creative Commons Attribution-NonCommercial 3.0 License.

For more information, please see <http://creativecommons.org/licenses/by-nc/3.0/>



Waterford Institute of Technology
INSTITIÚID TEICNEOLAÍOCHTA PHORT LAIRGE

